

# Integrating FCCLA National Programs in Your Curriculum

Submitted by Allison Kreifels, Lathrop High School, Missouri

As teachers are sometimes overwhelmed with the depth and breadth of knowledge that they are expected to teach, you may wonder how in the world you can integrate an FCCLA program into your curriculum. Here are some tips to help you get started:

## Have a Game Plan

- Look at your curriculum at the beginning of the year and plot what programs you could implement
- Don't be afraid to give up a favorite to try something new
- Talk to your officer team as you plan your Program of Work and see what those students can come up with in advance

## Leave Freedom of Choice with the Students



- Let them choose specific units or specific subject areas within each project to give them more "artistic freedom" for their final outcome
- Example: If a student wants to open their first bank account, a "Banking Basics" unit will interest them more than a "Making Money" unit in the Financial Fitness project.
- Vary the projects for individual and group work




## Make Your Team Work



- In the end, it is still their project!
- Show them the application for recognition and use that as part of or even all of your grading method.
- Evaluate students based on their in-class work and their completed Mock National Program. STAR Events also have their own scoring rubrics that could be used.

On the next few pages you can find a variety of project ideas that can be easily implemented into your curriculum. These projects are a great way to introduce students to FCCLA and the many programs and opportunities it offers. Please remember that this is not a conclusive list. Your list is as long as your students' creativity!

**Full lesson plans and additional ideas can be found at [www.fcclainc.org](http://www.fcclainc.org).**

Program	Description	Possible Class to Implement Into	Nat FACS Standards	Project Ideas
	<p>A national program that guides young people to link their options and skills for success in careers, families, and communities.</p>	<p>Career Development Entrepreneurship, Career, Community, and Family Connections, Family and Community Resources</p>	<p>1.1.2, 1.1.3, 1.2.1</p>	<ul style="list-style-type: none"> <li>▪ Conduct interest surveys for students and create a list of jobs that best fit their values and skills. Include information about job outlook, income, and education required for each job.</li> <li>▪ Organize a Mock Interview Day at school. Students can participate in Mock Interviews before they start looking for summer jobs</li> <li>▪ Create newsletters for individuals looking for jobs. Include information about balancing family and work life, setting personal career goals, where to find career opportunities, and making yourself a marketable employee</li> <li>▪ Set up interview and/or job shadow opportunities for students.</li> </ul>
		<p>Any</p>	<p>(Dependent upon unit and class)</p>	
	<p>A national program that guides students to develop, plan, carry out, and evaluate projects that improve the quality of life in their communities.</p>	<p>Any</p>	<p>(Dependent upon unit and class)</p>	<p>Service learning can be a valuable opportunity for your students. The important thing is to provide reflection and authentic learning for your students. Some examples might include:</p> <ul style="list-style-type: none"> <li>▪ Habitat for Humanity (Housing)</li> <li>▪ Canned Food Drive (Career/Family Leadership)</li> <li>▪ Baby Book Drive (Child Dev.)</li> <li>▪ Blanket Collection (Clothing Construction)</li> <li>▪ Assisting with Parents-as-Teachers (Child Dev.)</li> </ul>

Program	Description	Possible Class to Implement Into	Nat FACS Standards	Project Ideas
	<p>A national program that helps students find and use their personal power. Members set their own goals, work to achieve them, and enjoy the results.</p>	<p>Career and Family Leadership, Consumer Services</p>	<p>(Dependent upon unit and class)</p>	<p>The key is to remember that these are truly a project that students chose to complete. The project range will be large depending on the needs the student identifies. Start with the Planning Process for an easy way to help students identify what area in which to begin. The five units are:</p> <ul style="list-style-type: none"> <li>▪ Take the Lead</li> <li>▪ A Better You</li> <li>▪ Speak out for FCCLA</li> <li>▪ Working on Working</li> <li>▪ Family Ties</li> </ul>
	<p>A national peer education program that helps young people learn to eat right, be fit, and make healthy choices.</p>	<p>Nutrition and Wellness, Food Sciences, Dietetics, and Nutrition</p>	<p>9.3.6, 14.2.2</p>	<ul style="list-style-type: none"> <li>▪ Plan a “Spike Out Cancer” volleyball tournament or “Dodging Diabetes” dodgeball tournament to encourage physical activity and to bring awareness to the need to make positive nutrition and wellness decisions.</li> </ul>
	<p>A national peer education program through which young people strive to save lives through sober driving, seat belt use, and safe driving habits.</p>	<p>Personal Health</p>		<ul style="list-style-type: none"> <li>▪ Create a public awareness campaign about the effects of alcohol and drugs on your body, and, in turn, on your decision making and reaction time.</li> </ul>
		<p>Child Development, Family and Community Services</p>	<p>(Dependent upon unit and class)</p>	<ul style="list-style-type: none"> <li>▪ Work with local law enforcement to organize a car seat safety check. Use the opportunity to pass on information to parents about the changing safety needs of growing children.</li> </ul>

Program	Description	Possible Class to Implement Into	Nat FACS Standards	Project Ideas
	<p>A national peer education program that involves youth teaching other young people how to make, save, and spend money wisely.</p>	<p>Family &amp; Consumer Sciences Resource Management</p>	<p>2.1.1., 2.1.5, 2.5.1, 2.5.4</p>	<ul style="list-style-type: none"> <li>Students research the costs and benefits of the services of financial institutions. Information is given to graduating seniors as they prepare for lives of their own and the transition to more independent finances.</li> </ul>
	<p>Students' Taking On Prevention -- STOP the Violence is an FCCLA national program that empowers youth with attitudes, skills, and resources in order to recognize, report, and reduce youth violence.</p>	<p>Family Living/Parenthood</p>	<p>15.2.4</p>	<p>After teaching the effects of family violence, organize an awareness campaign with the cooperation of your counselor or school social worker called "Leave at the Door or Take it to my Door" to encourage students to leave violence outside of school or to take serious matters to the counselor or other appropriate authority.</p>